



**BAL BHARATI PUBLIC SCHOOL SIMHADRI**  
**SUMMER HOLIDAY HOME WORK 2022-23**

**CLASS 1**  
**ENGLISH**

Read lessons 2 and 3 from Literary Reader.

**Project - Paste pictures of any 5 animals and their babies in H. W book.  
Draw or paste a picture of a pet animal you like, on a A4 sheet, colour it  
and write 5 sentences about it.**



**MATHS**



**Write number names 20 to 50 in H. W book.**



**EVS**



**KS Learning**  
**Using our 5 senses**  
Grade 1 Science Worksheet



Label the senses on the right. Draw a line to match each picture to a sense.

   
\_\_\_\_\_

   
\_\_\_\_\_

   
\_\_\_\_\_

   
\_\_\_\_\_

   
\_\_\_\_\_

Reading and Math for K-5 © www.k5learning.com

NAME: \_\_\_\_\_

## My Body

Write the words from the box that matches the correct action for each body part.

listen   touch   see   taste   smell

We \_\_\_\_\_ with our



We \_\_\_\_\_ with our



We \_\_\_\_\_ with our



We \_\_\_\_\_ with our



We \_\_\_\_\_ with our



Name:

**Instructions:** Select the objects at the top or bottom in each picture.

1. Click on the animal at the top.




2. Click on the person or animal at the bottom.




3. Click on the person or animal that is at the top.



4. Click on the food or drink at the bottom.



5. Click on the teapot at the top.



Created by: *Thalia Sawyer-Roberts*



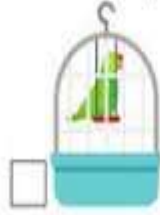
Name:

Grade:

Date:

## Inside and Outside

1. Tick in which picture  **parrot** outside the cage



2. Tick in which picture  **toy** inside the box



3. Tick in which picture  **dog** outside the tent



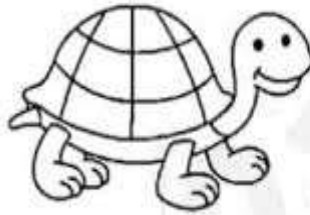

4. Tick in which picture  **ball** inside the bucket



## Far and Near

Colour the animal which is near the finishing line.

Kids  
a2z



FINISH

Tick (✓) the frog which is nearest to the pond. Cross (x) the one which is farthest from the pond.

